

# CHR Case Study: RouterOS on AlibabaCloud



- ZhangJing / 张景
- Beijing Lethbridge Communication Technology Co., Ltd.

# Overview

- Applications 3 Cases by AlibabaCloud
- Question & Answers



# Areas of concern

- 2017 Cloud Computing 、 NFV 、 SD-WAN
- 2018 Fog Computing 、 IPv6、 IOT、 Blockchain
- Apply Mikrotik to more areas



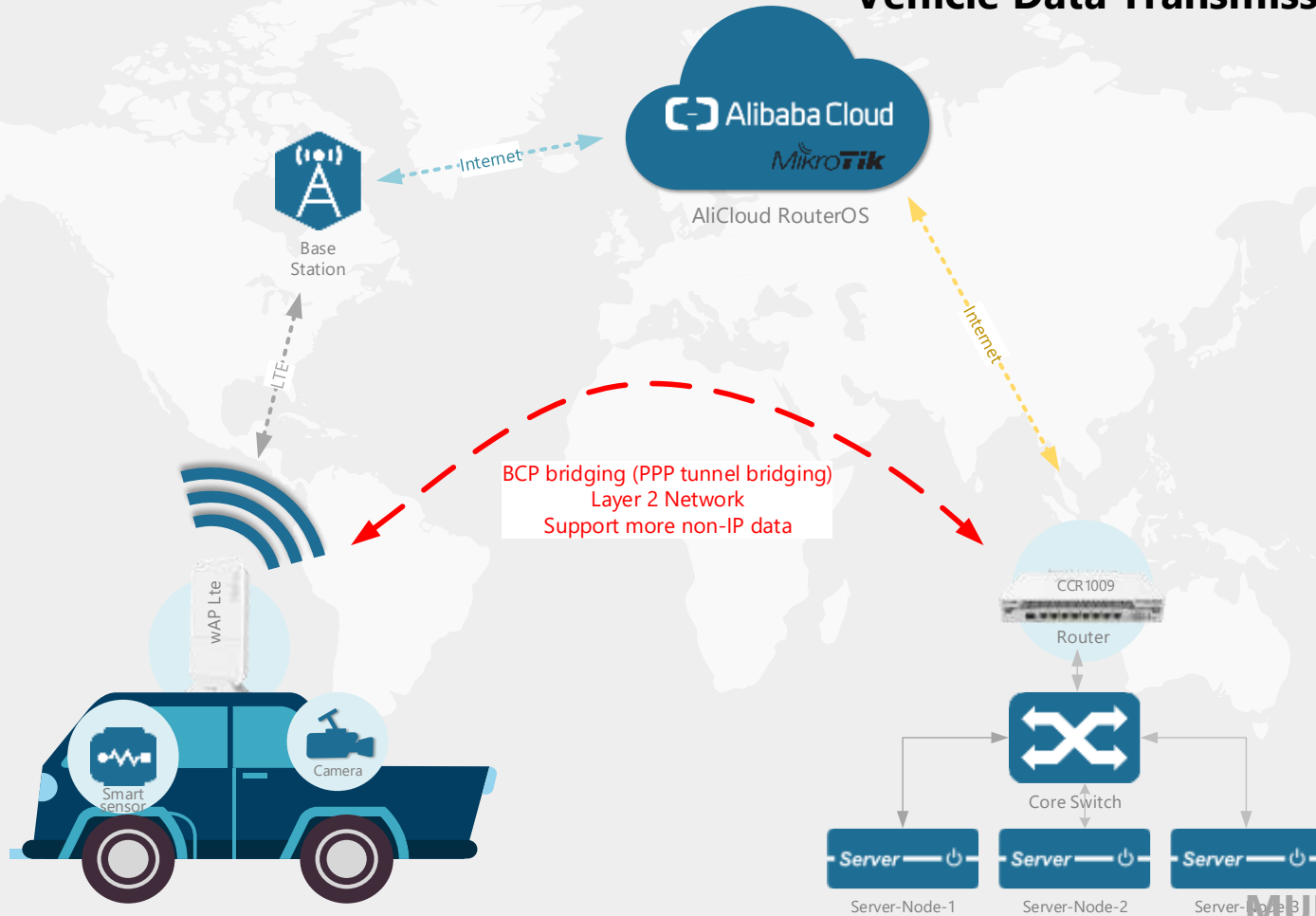


# **Applications 3 Cases by AlibabaCloud**



# **Case Studies 1: Vehicle Data Transmission**

# Vehicle Data Transmission



MobieCPE.rsc

```
1 # MobieCPE #
2 # ZhangJing #
3 # 2017/12/13 #
4
5 # Cloud Server Name
6 :global server "AliCloud Public IP address & Domain name resolution address";
7
8 # wait for System
9 :global sn;
10 :set sn [/system routerboard get serial-number];
11 /system identity set name="MobieCPE-$sn";
12 /system clock set time-zone-name=Asia/Shanghai;
13 /user set admin password=13821320100;
14 /system ntp client set enabled=yes server-dns-names=1.cn.pool.ntp.org,1.asia.pool.ntp.org,3.asia.pool.ntp.org;
15 /interface list add name=Wifi;
16 /interface list member add interface=wlan1 list=Wifi;
17 /ip neighbor discovery-settings set discover-interface-list=Wifi;
18 /ip service {
19     set telnet disabled=yes
20     set ftp disabled=yes
21     set www address=192.168.88.0/24
22     set ssh disabled=yes
23     set api disabled=yes
24     set api-ssl disabled=yes
25 }
26
27 # wait for interface
28 :delay 1s;
29 /interface wireless set [ find default-name=wlan1 ] arp=local-proxy-arp band=2ghz-g/n disabled=no hide-ssid=yes mode=ap-bridge ssid=MikroTik tx-p
30 /interface wireless security-profiles set [ find default=yes ] authentication-types=wpa-psk,wpa2-psk eap-methods="" mode=dynamic-keys supplicant-
31 /interface bridge add name=bridge fast-forward=yes;
32
33
34 # wait for ip
```

MobieCPE.rsc

```
20 set tcp disabled=yes
21 set www address=192.168.88.0/24
22 set ssh disabled=yes
23 set api disabled=yes
24 set api-ssl disabled=yes
25     }
26
27 # wait for interface
28 :delay 1s;
29 /interface wireless set [ find default-name=wlan1 ] arp=local-proxy-arp band=2ghz-g/n disabled=no hide-ssid=yes mode=ap-bridge ssid=MikroTik tx-p
30 /interface wireless security-profiles set [ find default=yes ] authentication-types=wpa-psk,wpa2-psk eap-methods="" mode=dynamic-keys supplicant-
31 /interface bridge add name=bridge fast-forward=yes;
32
33
34 # wait for ip
35 :delay 1s;
36 /ip address add address=192.168.88.1/24 interface=wlan1 network=192.168.88.0;
37 /ip pool add name=dhcp_pool0 ranges=192.168.88.100-192.168.88.200;
38 /ip dhcp-server network add address=192.168.88.0/24 gateway=192.168.88.1;
39 /ip dhcp-server add add-arp=yes address-pool=dhcp_pool0 disabled=no interface=wlan1 lease-time=1h name=dhcp;
40 /ip dns set servers=180.76.76.114,114.114.114.114;
41
42 /tool netwatch {
43 add down-script="/interface ptp-client remove [find name=ToCloudServer];r\
44     \n/ppp profile remove Profile;r\
45     \ninterface bridge port remove [find interface=ether1];" host=114.114.114.114 up-script=":global sn\r\
46     \n:set sn [/system routerboard get serial-number]\r\
47     \n/ppp profile add bridge=bridge change-tcp-mss=yes name=Profile only-one=yes use-mpis=no use-upnp=no;r\
48     \n/interface ptp-client add name=ToCloudServer user=\$sn password=\$sn connect-to=\$server disabled=no profile=Profile;r\
49     \n/interface bridge port add bridge=bridge interface=ether1;"
50     }
51 :delay 1s;
52 file remove [find type=script];
53
```

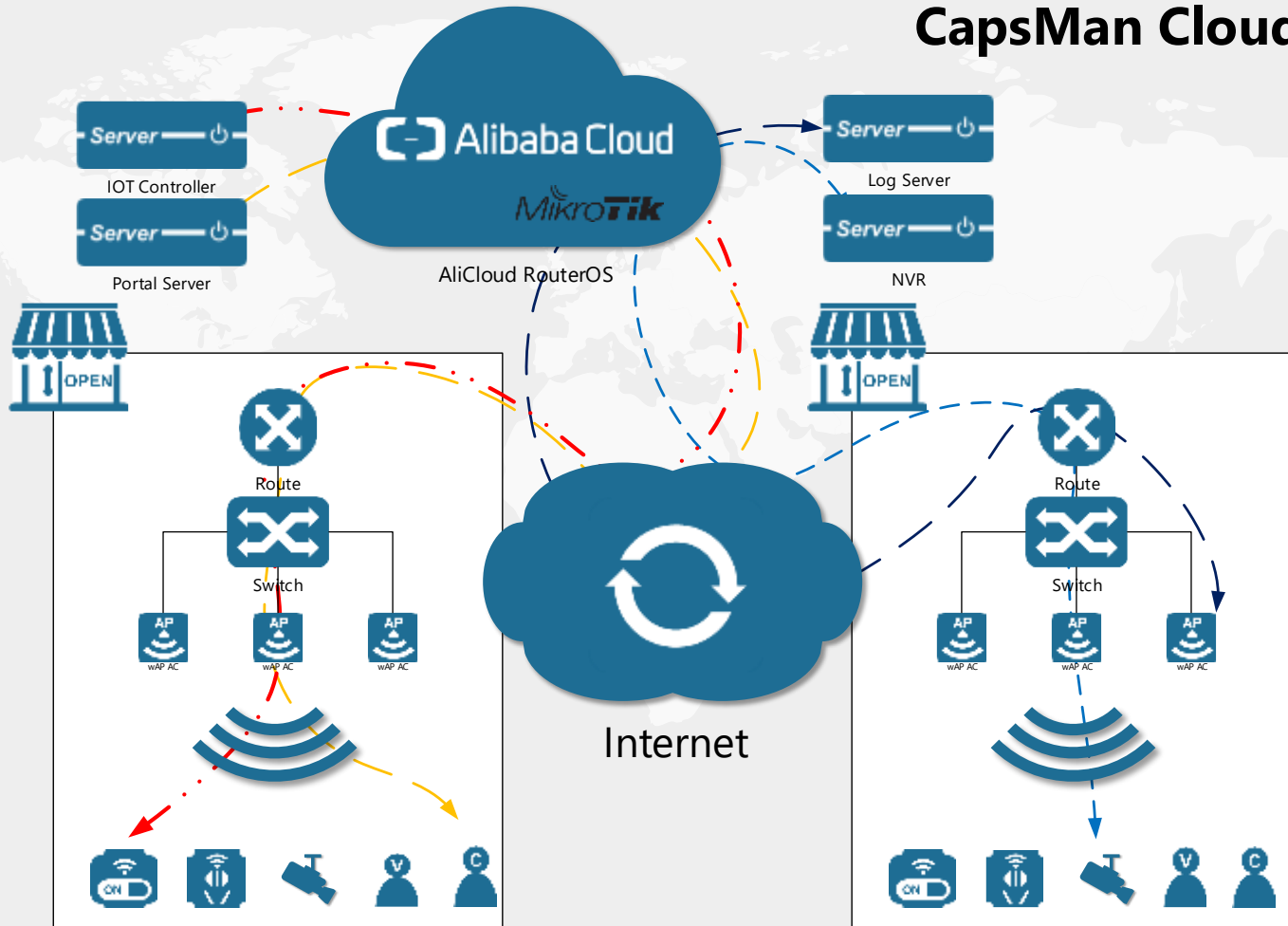






## **Case Studies 2: CapsMan Cloud**

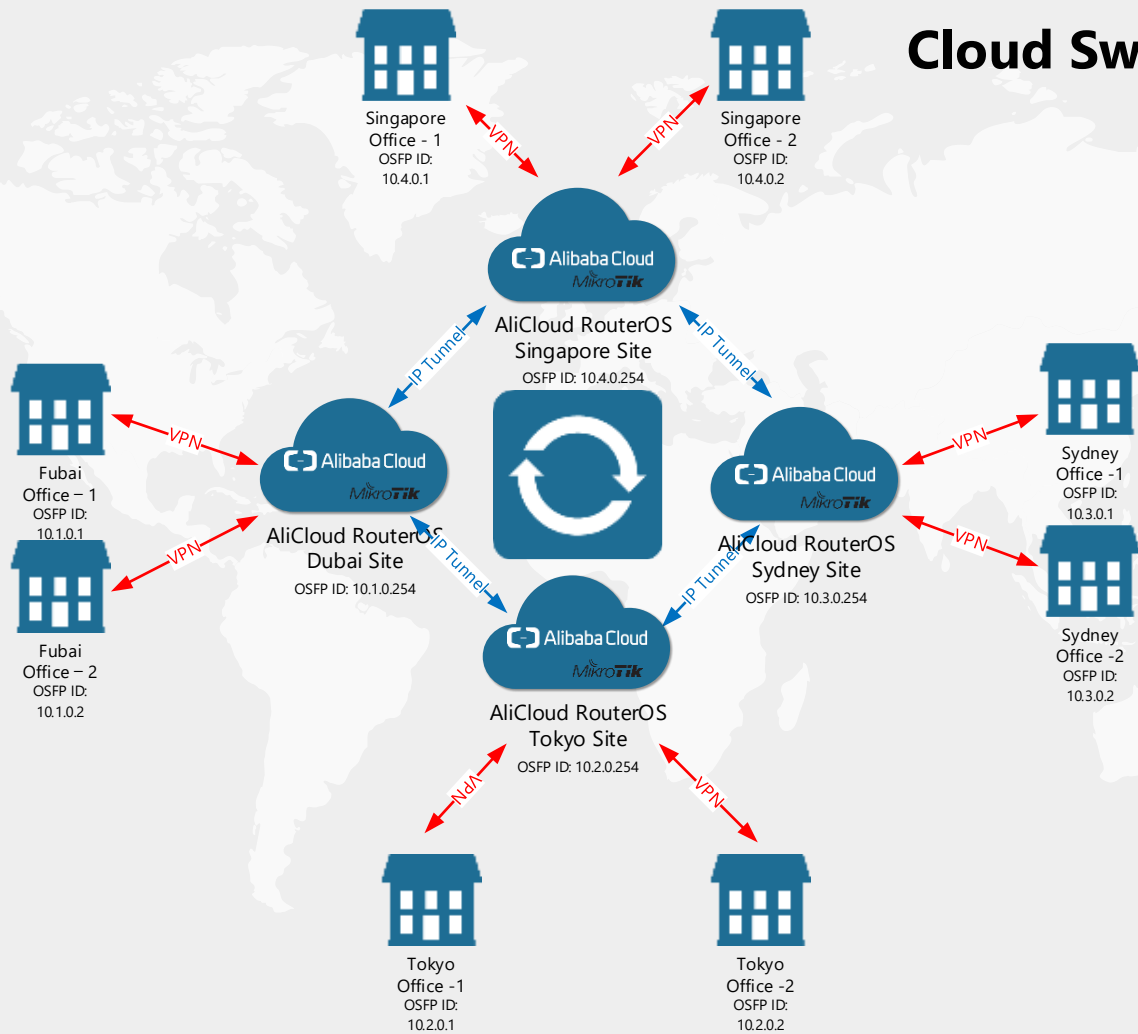
# CapsMan Cloud





# **Case Studies 3: Cloud Switch**

# Cloud Switch





# **Question & Answers**



**AlibabaCloud Install RouterOS**

**Document & Video**

**Please Contact me by email**

**Mail:[ZhangJing@189csp.com](mailto:ZhangJing@189csp.com)**

**Scan the QR code to WeChat me:**







# Thank You!

ZhangJing / 张景 | China BeiJing | [ZhangJing@189csp.com](mailto:ZhangJing@189csp.com) | +86 1382 1320 100

MUM China 2018