

MikroTik new 60GHz implementation

Antons Beļajevs

MikroTik, Latvia

MUM INDONESIA

October 2017

Wireless band comparison

2.4GHz 802.11b/g/n

CONS

- Crowded spectrum
- Low channel count

PROS

- Higher distances
- Better penetration through objects

5GHz 802.11a/n/ac

CONS

- DFS and radar detection
- Rapidly increasing channel widths*

PROS

- High throughput
- More available channels

60GHz 802.11ad

CONS

- Oxygen absorption

PROS

- The highest throughput
- Free spectrum

Wireless modes

- Wireless modes for 60GHz
 - Master
 - Slave
 - Sniff
- Configuration under */interface w60g* menu
 - minimum configuration -
 - master and slave devices have matching SSID and
 - w60g interfaces are enabled

Wireless Wire



Wireless Wire

Main features:

- Preconfigured 60 GHz radio link (Plug and Play)
- 4 core CPU running at 716 MHz, 256 MB of RAM
– fastest outdoor wireless device produced by MikroTik
- Only 5W of maximum power consumption.
- Range of 100 meters or more* (1Gbit full duplex speeds)
- Beamforming and PtMP support

Comparison with other MikroTik devices

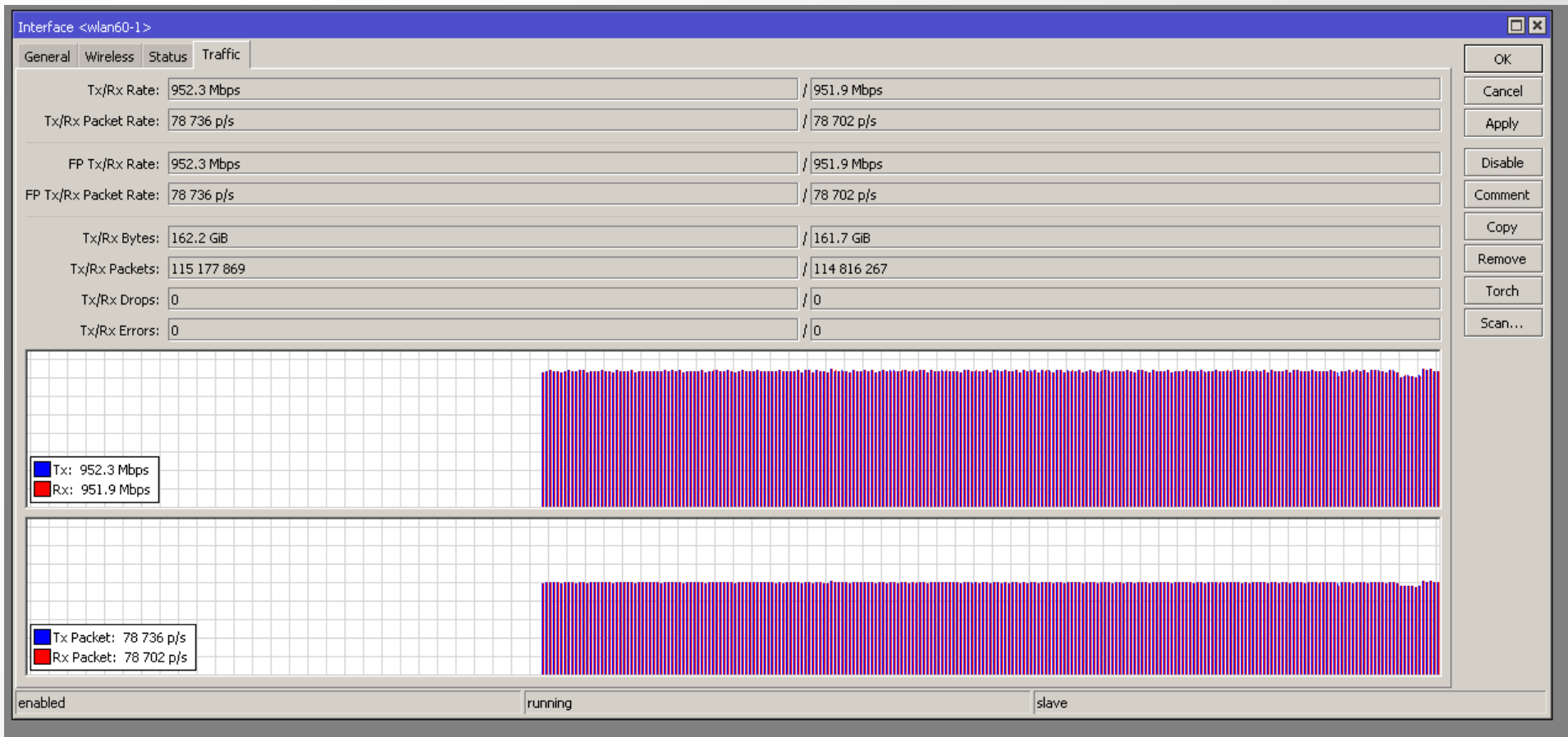
- The highest wireless throughput compared to any MikroTik wireless devices at the moment

	Max throughput			Comments
	TX	RX	TX+RX	
2.4GHz dual chain	256Mbps	255Mbps	250Mbps	R11e-2HPnD+RB800 40MHz channel width
5GHz dual chain	558Mbps	561Mbps	570Mbps	R11e-5HPacD+RB800 80MHz channel width
60GHz	1Gbps	1Gbps	2Gbps	Limited by ethernet interface

*Real life traffic throughput comparison

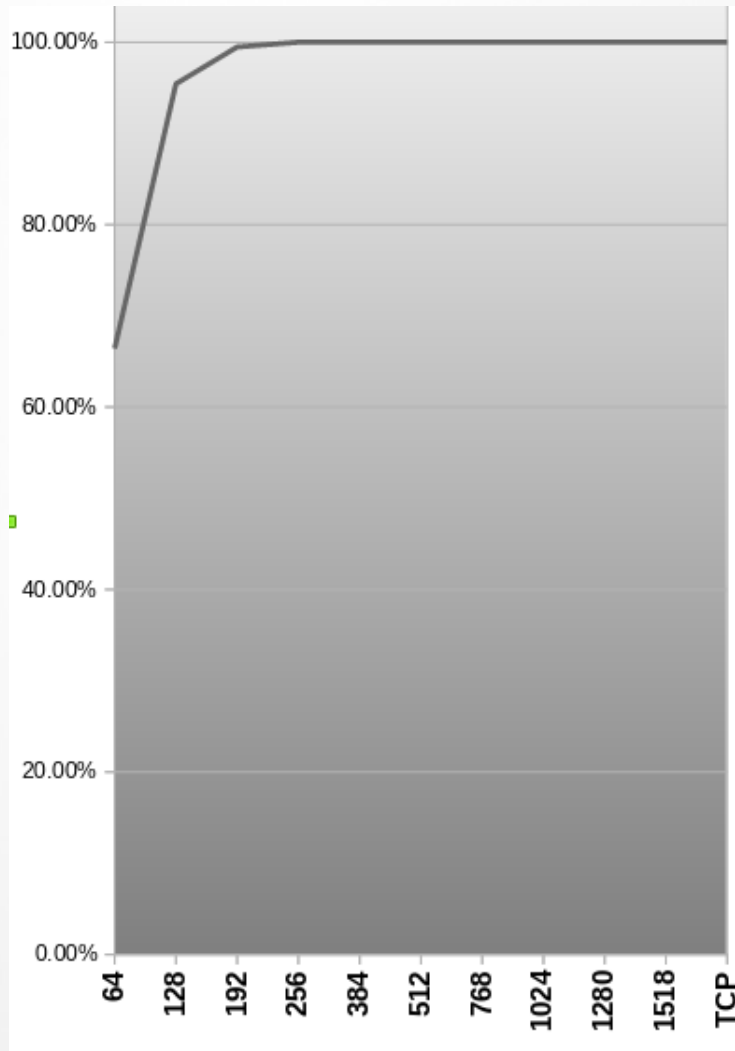
- Price/performance sweet spot for short wireless links

Performance in 100 meter link



*Winbox traffic graph showing “Wireless Wire” speed on 100 m link

Performance comparison to wired network



Throughput (<0,1% loss)	Theoretical max		4096 Streams both ways		
	kpps	Mbps	kpps	Mbps	%
64	2976.1	1,523.8	1977	1,012.2	66.43
128	1689.2	1,729.7	1612	1,650.7	95.43
192	1179.2	1,811.3	1173	1,801.7	99.47
256	905.8	1,855.1	905.8	1,855.1	100.00
384	618.8	1,901.0	618.8	1,901.0	100.00
512	469.9	1,924.7	469.9	1,924.7	100.00
768	317.2	1,948.9	317.2	1,948.9	100.00
1024	239.4	1,961.2	239.4	1,961.2	100.00
1280	192.3	1,969.2	192.3	1,969.2	100.00
1518	162.5	1,973.4	162.5	1,973.4	100.00
TCP connection	181.6	1,970.6	181.6	1,970.6	100.00

*All UDP tests are done with Xena Networks specialized test equipment (XenaBay), and done according to RFC2544 (Xena2544) with 0,1% acceptable loss

**TCP tests done by using iperf3:

<https://iperf.fr/>

Point to Multi Point support

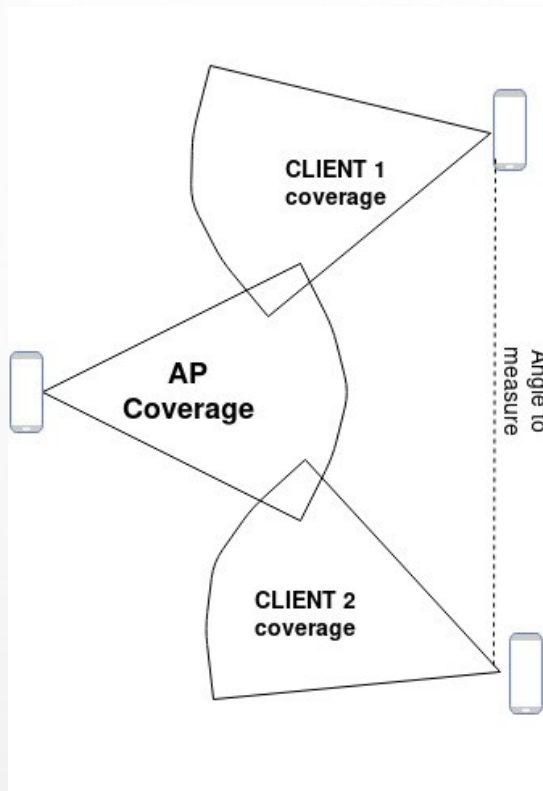
- Experimental support already available from 6.41rc4 (currently* not supported in current and bugfix versions)

**28 October 2017*

- Requires level 4 license for master device
- Connected clients are treated as individual interfaces – easy to configure and manage

PtMP performance

- Beamforming capability provides larger coverage area



Distance in meters			Angle degrees
AP -CLIENT 1	AP -CLIENT 2	CLIENT 1 - CLIENT 2	
100	99	62	36.3
93	99	94	58.5
93	102	105	63.7
91.6	89	93	61.9
99	89	111.5	72.5
109	89	130	81.3
76	89	119	91.9
87.7	89	140	104.8
82.7	89	152	124.5

**Tests done with 200Mbit full duplex traffic to each client device*

PtMP performance

- Up to 200Mbps simultaneously to each client in PtMP setup with 4 clients

```
[admin@60_AP] > interface monitor-traffic wlan60-slave-1,wlan60-slave-2,wlan60-slave-3,wlan60-slave-4
      name: wlan60-slave-1 wlan60-slave-2 wlan60-slave-3 wlan60-slave-4
rx-packets-per-second:      16 431      16 034      16 106      16 933
rx-bits-per-second:        198.7Mbps    193.9Mbps    194.8Mbps    204.8Mbps
fp-rx-packets-per-second:   16 431      16 034      16 106      16 933
fp-rx-bits-per-second:     198.7Mbps    193.9Mbps    194.8Mbps    204.8Mbps
rx-drops-per-second:        0          0           0           0
rx-errors-per-second:       0          0           0           0
tx-packets-per-second:      16 431      16 050      16 106      16 622
tx-bits-per-second:         198.7Mbps    194.1Mbps    194.8Mbps    201.0Mbps
fp-tx-packets-per-second:   16 431      16 050      16 106      16 622
fp-tx-bits-per-second:     198.7Mbps    194.1Mbps    194.8Mbps    201.0Mbps
tx-drops-per-second:        0          0           0           0
tx-queue-drops-per-second:  13         364         318         0
tx-errors-per-second:       0          0           0           0
-- [Q quit|D dump|C-z pause]
```

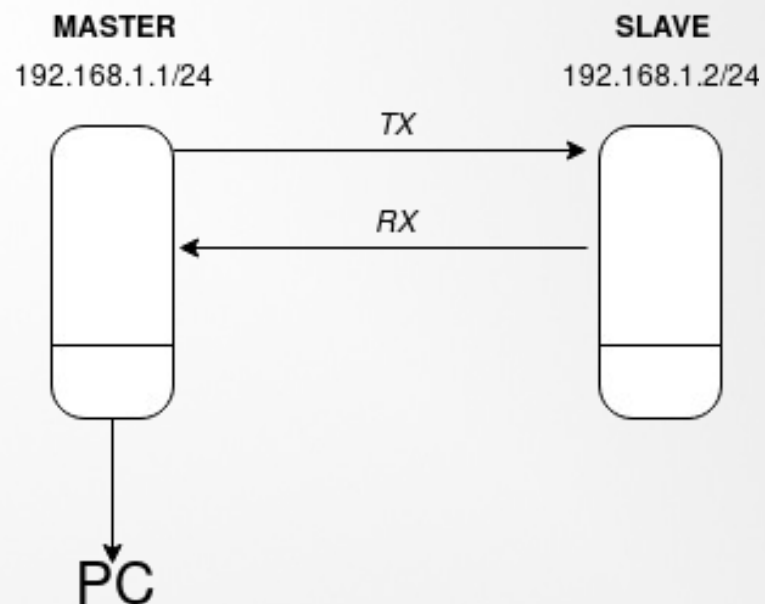
Live demo

Few suggestions for wireless link testing:

- It's preferred not to run bandwidth testing tools on devices under test
- Bandwidth test
- Traffic Generator
- Iperf and iperf3
- Other tools

Live Demo

Test setup:



```
/tool traffic-generator packet-template  
add ip-dst=192.168.1.1 ip-gateway=192.168.1.2 ip-src=192.168.1.10 name=test1 udp-dst-port=100-300  
/tool traffic-generator stream  
add mbps=900 name=stream1 packet-size=1500 tx-template=test1
```

Live demo

- To start Traffic Generator run:

/tool traffic-generator start

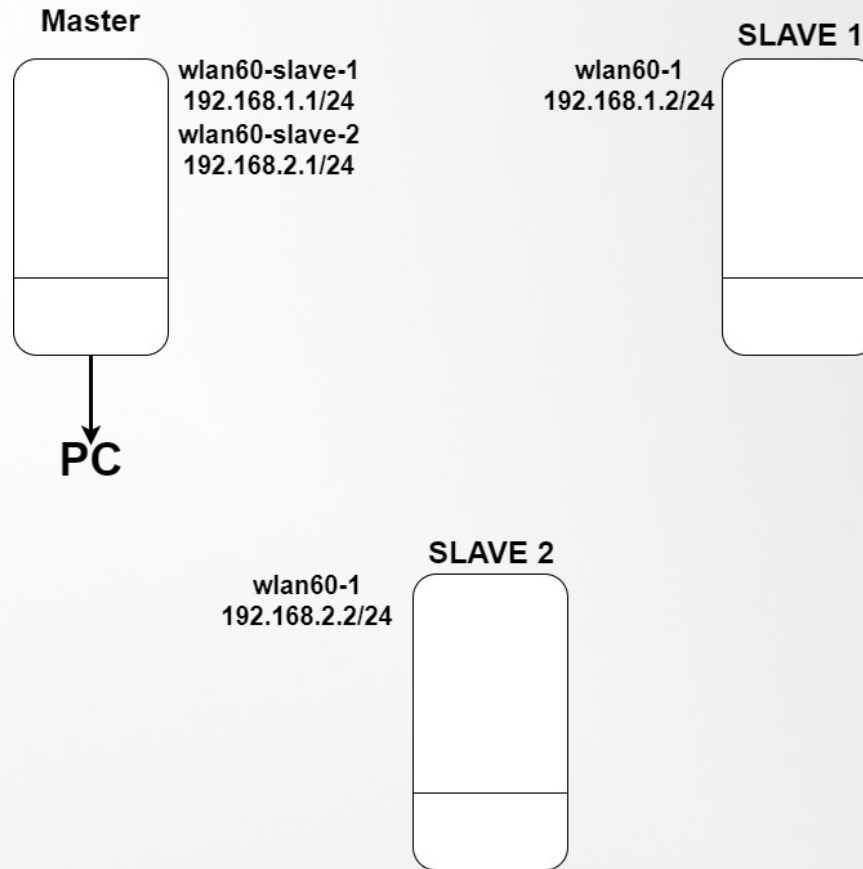
- To stop:

/tool traffic-generator stop

- To run temporary Traffic Generator with extra arguments:

/tool traffic-generator quick mbps=300 packet-size=256 duration=100

Live Demo



```
/tool traffic-generator packet-template
add interface=wlan60-slave-1 ip-dst=192.168.1.1 ip-gateway=192.168.1.2 ip-src=192.168.1.10 name=pt0
add interface=wlan60-slave-2 ip-dst=192.168.2.1 ip-gateway=192.168.2.2 ip-src=192.168.2.10 name=pt1
/tool traffic-generator stream
add mbps=400 name=str0 packet-size=1500 tx-template=pt0
add id=1 mbps=400 name=str1 packet-size=1500 tx-template=pt1
```

Thank you for your attention

Questions?