

The logo for MikroTik, featuring the word "MikroTik" in a stylized, italicized font. The "i" in "Mikro" has a decorative flourish above it. The "T" in "Tik" is bold and blocky, with a horizontal bar above it. The "i" in "Tik" is also bold and blocky, with a horizontal bar above it. The "k" in "Tik" is bold and blocky, with a horizontal bar above it.

MikroTik

MUM Россия

Сентябрь - Октябрь, 2016



- Основана в 1996
- Первая RouterOS версия в 1997
- Первый RouterBOARD в 2002
- Первый MUM в Праге 2006
- Самый большой MUM в 2015 Индонезии - 2600+ участников



The image shows a map of Europe with the Mikrotik logo overlaid in the center. The logo consists of the word "Mikrotik" in a bold, italicized sans-serif font, with a stylized bird-like icon above the letter 'i'. The country of Lithuania is highlighted in a solid green color. Other countries are labeled in black text, including Iceland, Norway, Sweden, Finland, Denmark, Estonia, Russia, Ireland, United Kingdom, Netherlands, Belgium, Luxembourg, Germany, Poland, Belarus, Ukraine, France, Switzerland, Liechtenstein, Austria, Slovakia, Hungary, Czech Republic, Slovenia, Croatia, Romania, Moldova, Georgia, Armenia, Monaco, San Marino, Bosnia and Herzegovina, Serbia, Bulgaria, Portugal, Spain, Andorra, Italy, Vatican City, Montenegro, Albania, Macedonia, Greece, Turkey, and Syria.

Mikrotik



Lithuania

130 MUMs по всему миру



MikroTik на MUM

- Martins Kengis (менеджер по продажам)
- Janis Megis (support, traffic control, CCR)
- Maris Bulans (support, routing, MPLS)
- Kaspars Krampis (training)
- Sergejs Boginskis (support)



Расписание

10:00 - 12:45

Презентации

12:45

Обед с купонами

14:15 - 17:00

Презентации

17:00 (завтра)

Лотерея

mt.lv/agenda


MUM трансляция

www.youtube.com/mikrotik


Отдельное спасибо

WiFi  **МАГ**



ОПЕРЕЖАЯ СКОРОСТЬ, СОКРАЩАЯ РАССТОЯНИЯ



Ethernet




Wireless для дома и офиса



Wireless



СВИТЧИ



RouterBOARDs

НОВЫЕ ПРОДУКТЫ

LHG 5


Light Head Grid

- 24.5 dBi антенна
- Антенна встроена в беспроводной интерфейс
- 802.11a/n dual chain
- Очень доступный



LHG 5

Light Head Grid




quickMOUNT pro LHG

- Для стены или антенны
- $\pm 70^\circ$ по горизонтали
- $\pm 30^\circ$ по вертикали
- Специальный материал - anvilNITE (TM)




SXT LTE

- LTE модем 3 (1800MHz) и 7 (2600MHz) категорий
- 100Mbps download и 50 Mbps upload
- miniSIM разъем



wAP LTE Kit

- 2GHz wireless
- LTE антенны
- LTE модем с miniPCI-e
- Погодостойкий корпус
- В помещении, на открытом воздухе



Groove 52 ac



- ac обновление для Groove модели

Metal 52 ac




- Водонепроницаемый, прочный с очень большой выходной мощностью
- 802.11 b/g/n и 802.11 a/n/ac, 1xGigabit Ethernet

mAP




- 2.4GHz dual chain wireless
- Поддержка 802.3 af/at, PoE out!

wAP ac



- Крепится на стену или потолок
- Для отелей, офисов
- Теперь 1 Gbps и 802.11ac
- Две частоты одновременно 2.4GHz и 5GHz

cAP




- Потолочный AP 2.4GHz wireless dual chain
- 802.3 af/at поддержка

hAP ac

- Гигабитная двух-частотная точка доступа
- 2.4GHz высокая мощность 3 chain 802.11n
- 5GHz высокая мощность 3 chain 802.11ac
- 5x1 Gbps ports и 1 SFP
- 720MHz процессор
- PoE-out на порту 5




SXT 6GHz




- 5940-6500 MHz диапазон
- 802.11 a/n
- Антенна 16dBi
- Луч направленности 28

R52HnD



выходная мощность 26 dbm, замена R52H


911 Lite 5ac



ас обновление для очень доступного RouterBOARD

hEX PoE

- Маленькое Ethernet PoE-out устройство
- 5 Gbps портов
- Питание через Ethernet на портах 2-5



OmniTIK 5 ac

- 802.11ac, 2 chains
- 5x1 Gbit Ethernet портов
- 7.5 dBi
- Питание по PoE



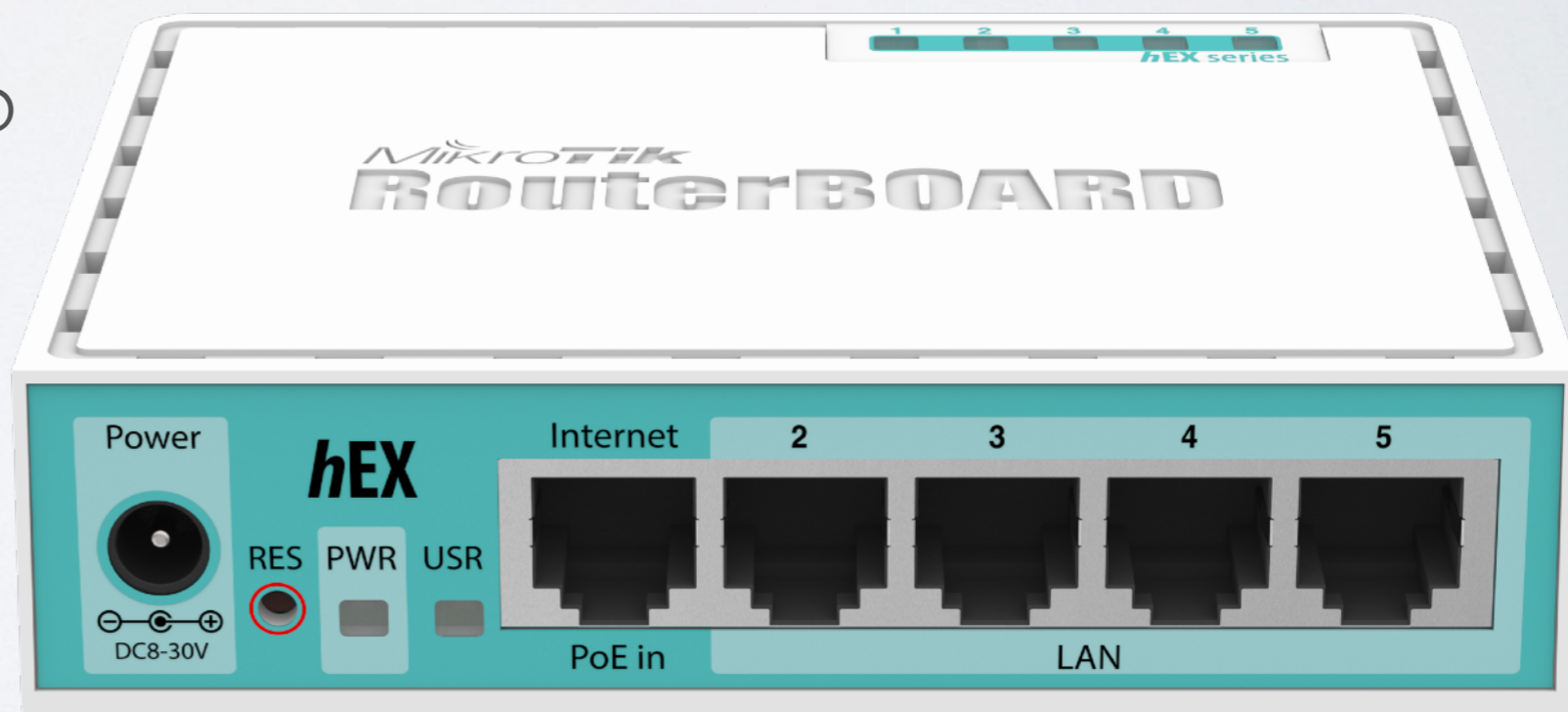
OmniTIK 5 PoE ac

- 802.11ac, 2 chains
- 5x1 Gbit Ethernet портов
- 7.5 dBi
- Питание по PoE
- PoE out (порты 2-5)




hEX

- обновленный hEX
- очень доступный!
- 850 Mbps, 4 threads
- аппаратное шифрование
- одинаковый размер
- та же самая цена



hEX

предыдущий	НОВЫЙ
396 Mbps bridging 64 bytes	532 Mbps
986 Mbps bridging 1518 bytes	1640 Mbps
373 Mbps routing 64 bytes	1640 Mbps
396 Mbps routing 1518 bytes	1640 Mbps



Все продукты

- Пожизненное обновление
- Одинаковая RouterOS на всех устройствах*
- Более подробная информация **routerboard.com**

*Except RB260GS (SwOS)

ROUTEROS ФУНКЦИИ

CHR

Cloud Hosted Router

- RouterOS специальная версия для виртуальной среды
- Работает на VMware Workstation и ESXi, VirtualBox, HyperV, KVM, XenServer, и других
- Cloud сервисы - Amazon, Azure и другие

CHR

AWS Marketplace

1. Choose AMI

2. Choose Instance Type

3. Configure Instance

4. Add Storage

5. Tag Instance

6. Configure Security

Step 1: Choose an Amazon Machine Image (AMI)

An AMI is a template that contains the software configuration (operating system, application server, and applications) required to launch an instance in a specific Availability Zone. You can create your own AMIs, use an AMI from the AWS Marketplace, or you can select one of your own AMIs.

Quick Start

My AMIs

AWS Marketplace

Community AMIs

▼ Categories

All Categories

Software Infrastructure (1)

🔍 Mikrotik

MikroTik

Free tier eligible

Cloud Hosted Router

★★★★★ (0) | 6.34.1 | Sold by [MikroTik](#)

Bring Your Own License + AWS usage fees

Linux/Unix, Other 6.34.1 | 64-bit Amazon Machine Image (AMI) | Updated: 4/7/16

Use the CHR for protecting your cloud servers using RouterOS firewall, for running your own VPN service or ...

[More info](#)

CHR

- Firewall для ваших сервисов
- VPN сервер
- The Dude сервер управления
- Симуляция сетей для обучения
- И многое другое

CHR

Лицензия	Скорость	Цена
Free	1 Mbit	FREE
P1	1 Gbit	\$45
P10	10Gbit	\$95
P-Unlimited	Unlimited	\$250

- 60 дневная пробная версия
- Лицензию можно переносить

CHR

как приобрести лицензию

1

Licence dialog box with the following fields and buttons:

- System ID: 6LR1ZP/utuJ
- Level: free
- Next Renewal At: (empty)
- Deadline At: (empty)
- Buttons: OK, Generate New ID, Renew Licence
- Checkbox: Limited Upgrades

Renew Licence dialog box with the following fields and buttons:

- Account: mymikrotikcomaccount
- Password: (masked with asterisks)
- Level: P1
- Buttons: Start, Stop, Close
- Status bar: done

2

Licence dialog box with the following fields and buttons:

- System ID: 6LR1ZP/utuJ
- Level: P1
- Next Renewal At: Jan/10/2016 21:59:59
- Deadline At: Feb/09/2016 21:59:59
- Buttons: OK, Generate New ID, Renew Licence
- Checkbox: Limited Upgrades

WinBox → System → License

CHR

Licensing

3



Routers & Wireless

Search...

[home](#)

[software](#)

[hardware](#)

[support](#)

[downloads](#)

[purchase](#)


[training](#)

[account](#)

[Overview](#) [Support](#)

[Logout](#)

Account Notices

 You must approve your account for creditcard purchases.

[Account authorisation procedure](#) >>>

Current account balance is **\$0**

Prepaid keys available: **0**

Generate a NEW software KEY

- purchase a key
- make a demo key

For already created software keys

- all keys **or** *try search*
- replacement key (0)
- request key from another account

Cloud Hosted Router (CHR)

- all keys
- orders and invoices

Account information

- balance
- change user information
- **hardware orders**

Training

- my training sessions(0)
- my certificates(0)
- MikroTik User Meeting

Support

- support contact form
- supout.rif viewer

Other

- lockpack creator

CHR

Licensing


4

[Back To Main Menu]

User Keys

Show **10** entries

Search:

System ID	Key	Issued	Expires	Level	Transfer	Action	Note
6IR1ZP/utuJ	-----BEGIN MIKROTIK SOFTWARE KEY----- alnRyhu6h1VqzR4xfrXcyP3MB4BysaE1qMBikaNodTDLHTUK8ppNxddOGCebjU6n1WwL7hsDsfwZcMFA==----- END MIKROTIK SOFTWARE KEY-----	2015-12-09	2016-02-09	P1-Perpetual (Trial version)		Upgrade	

Previous **1** Next

CHR

Licensing

5

Upgrade system license ?

System ID **Level**

6IR1ZP/utuJ

- ✓ Select level
- P1-Perpetual (\$ 45.00)
- P10-Perpetual (\$ 95.00)
- P-Unlimited (\$ 250.00)

System 6IR1ZP/utuJ
Perpetual Trial version

You have following prepaid balance keys available to purchase a CHR license:

P1-Perpetual - 4 keys

Back

6

Payment ?

You have selected: **P1-Perpetual**
System ID **6IR1ZP/utuJ**
Total price: **\$ 54.45**

Pay using deposit (left: \$ 73.51)

Pay using CC

Pay using PayPal

Pay using Balance key (4)

Note: Price includes VAT 21% because you have specified EU country as your residence. To avoid this you have to enter your VAT registration number in your account settings.

Back

CHR

Cloud Hosted Router

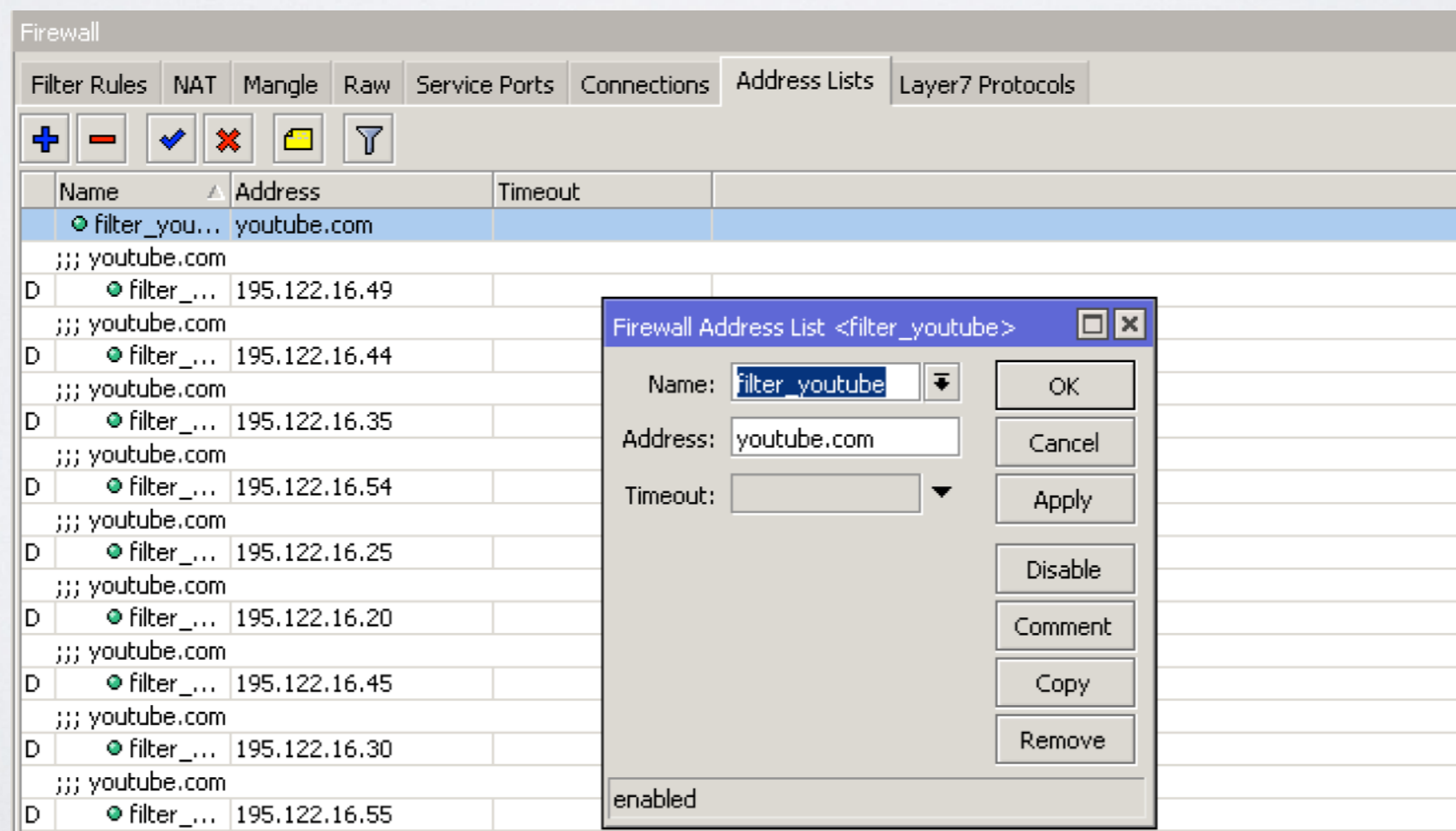
- Более подробная информация:
<http://wiki.mikrotik.com/wiki/Manual:CHR>
- Скачать можно здесь:
<http://mikrotik.com/download#chr>

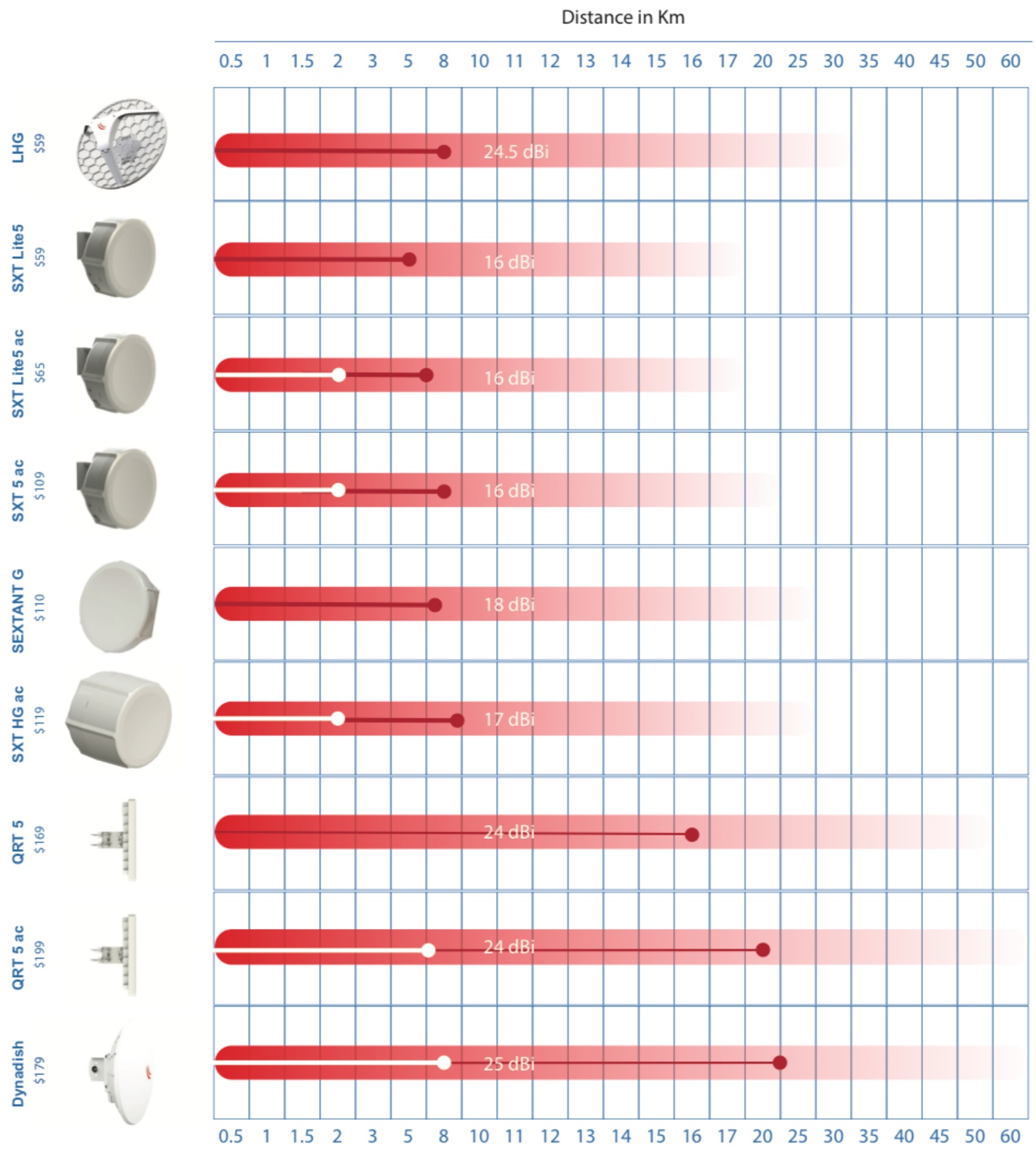
RouterOS v6.37 changelog

120 записей

Address List

- Поддержка DNS имен в address-list





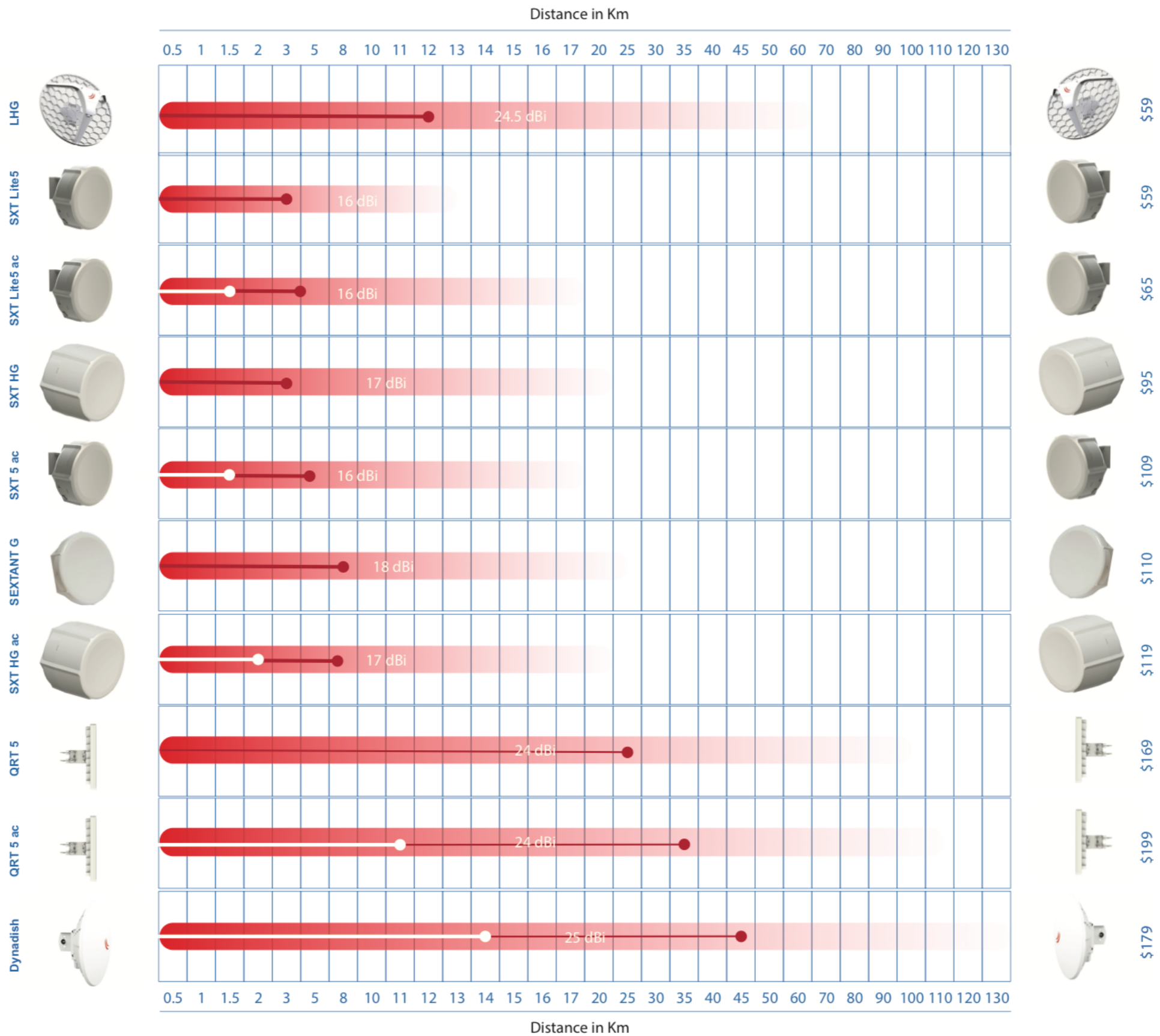
Distance in Km

○ Distance at max supported 802.11ac data rate (eg. 866Mbit)

● Distance at max supported 802.11n data rate (eg. 300Mbit)

■ Max range at -70 signal

Note: line of sight, interference, alignment, weather and other outside factors will affect the wireless link performance and possible distance



○ Distance at max supported 802.11ac data rate (eg. 866Mbit) ● Distance at max supported 802.11n data rate (eg. 300Mbit) ▬ Max range at -70 signal

Note: line of sight, interference, alignment, weather and other outside factors will affect the wireless link performance and possible distance

Нужна помощь?

- Спросите у **дистрибьютера**
- Документация **wiki.mikrotik.com**
- Напишите **support@mikrotik.com**
- Наймите **консультанта**
- Посетите класс обучения!!

После MUM

- Все презентации - mum.mikrotik.com
- Видео - youtube.com/mikrotik
- Лицензия будет выслана по e-майл

The logo for MikroTik, featuring the word "Mikro" in a thin, italicized sans-serif font, followed by a stylized icon of three curved lines, and then "Tik" in a bold, italicized sans-serif font. The entire logo is reflected on a glossy surface below it.

Mikro  ***Tik***